

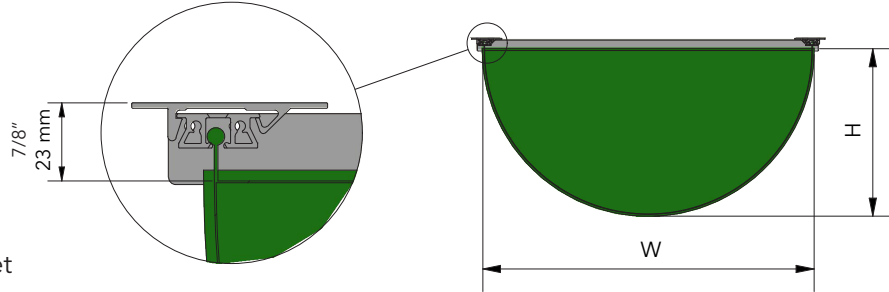


Safetrack Mini, D-duct, connection

GD-0006-01

- L = Length duct
- LS = Length socket
- Ø = Diameter socket
- H = Height
- W = Width
- O = Offset
- D = Dimension D-duct
- # = Dimension square socket



Max. length per KE GreenDuct section depends on the diameters. A section must never weigh more than 20 lbs/10 kg, otherwise a zipper should be fitted

